

BEFORE YOU ARRIVE



PACK

- Useful documents, such as your child's Letter of Acceptance, vaccination records, and report cards.
- Clothes for sun, rain, and snow.
- Technology such as laptops, tablets, or power adaptors.

CONNECT

- Find more information about your school on their school website.
- Find pictures, stories, and events on our International Education social media at:
@coquitlaminternational



TRAVEL

- Check your passport expiry date.
- Apply for your visitor visa. Work with an immigration consultant if you need help.
- Check COVID-19 entry & exit requirements for Canada and your home country.
- Book your flight so you have time to adapt before orientation day.

ADAPT

- Log into Vital English to help your child complete their Pre-Arrival English test.
- Learn about Canadian customs using Vital English's Pre-Arrival Learning.

WHAT IF I CAN'T ARRIVE ON TIME?

Students may arrive at any time during the semester, though we recommend arriving no more than one month after the first day of school. Contact us at internationalel@sd43.bc.ca for more information about your case.

FIRST DAYS

STEP 1



Check in with International Education

Send a copy of your child's study permit and your address in Canada to ieapplications@sd43.bc.ca.

STEP 2



Attend orientation & ELL testing.

Orientation and ELL Testing dates and information can be found [here](#).

STEP 3



Check in with the school.

Contact your child's school to discuss the first day of school.

FIRST DAY OF SCHOOL: TUESDAY, SEPTEMBER 8, 2026

SCHOOL LIFE



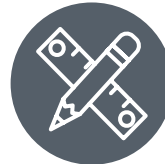
Pick up and drop off your child from school (no school bus).



School Hours:
Monday–Friday
approximately
8:30 am–3:00pm



Pack a cold lunch.



Find school supplies on your [school's website](#).



Check the [school calendar](#) to plan for days off



No uniforms are required.



If your child is sick, keep them home from school. If your child will be absent, notify the school before 8:30 am!



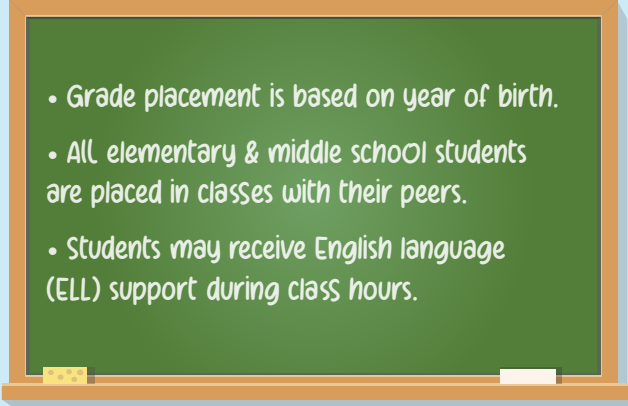
Elementary school students do not require laptops or tablets. Middle school students may require their own device.

ACADEMICS



RECEIVE FEEDBACK ON YOUR CHILD'S PERFORMANCE:

- Report cards (3 per year)
- Parent-teacher conference or student-led conference (1-2 per year)
- Additional phone calls or meetings if required to discuss specific student issues or concerns

- 
- Grade placement is based on year of birth.
 - All elementary & middle school students are placed in classes with their peers.
 - Students may receive English language (ELL) support during class hours.



WHAT IF MY CHILD DOESN'T SPEAK ENGLISH WELL?

Support for English as an Additional Language (ELL) is available at all elementary and middle schools. Students may be pulled out of regular classes a few times per week to join ELL classes.

WHO CAN HELP?

School Staff

- Classroom teacher
- School secretaries
- Principals

International Education

- Youth Workers
- Program Coordinators
- Office staff

GET INVOLVED



AT SCHOOL

- Join clubs or sports. Check your school website for more details.
- Check out books from your school library.
- Join optional field trips. (Field trips may have extra costs.)

IN THE COMMUNITY

- Read! Visit your local public library in [Coquitlam](#), [Port Coquitlam](#), or [Port Moody](#).
- Play! Join recreation programs for adults or kids at a local community centre in [Coquitlam](#), [Port Coquitlam](#), or [Port Moody](#).
- Enjoy! Attend community [events](#) in the Tri-Cities.
- Experience! Explore the [Lower Mainland](#).

NEXT STEPS

IF YOU'RE RETURNING:

- Renewal season: January-February
- Send your reapplication form by March 1
- Pay your child's fees by March 1
- Receive the new Letter of Acceptance
- Apply to IRCC for your child's study permit extension AND your visitor record extension

IF YOU'RE LEAVING:

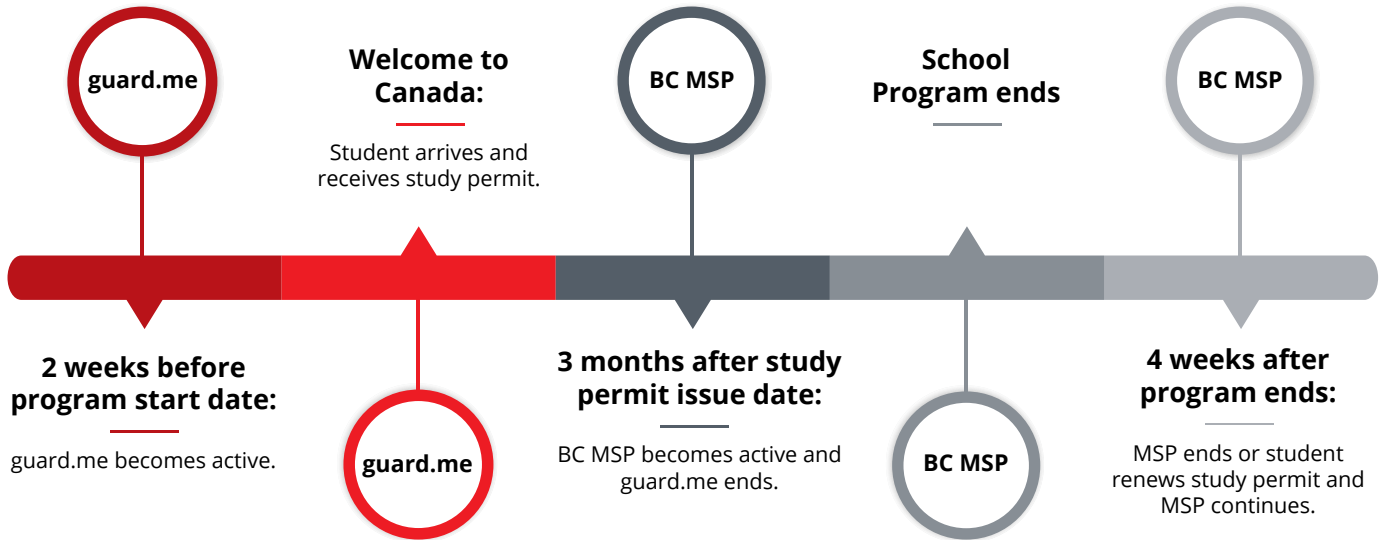
- Notify your school your child will not return
- Cancel your MSP coverage if your study permit ends
- Explore Canada after your program is done

FAQS

Q: HOW DOES MEDICAL INSURANCE WORK?

A: STUDENTS HAVE MEDICAL INSURANCE FOR THE FULL DURATION OF THEIR PROGRAM.

• Parents are not covered on SD43's medical insurance. Make sure you have insurance for yourself!



• If your child does not have a study permit, guard.me coverage will continue for the full duration of their program.

• For medical coverage outside your child's program dates, please contact our office.

	<u>GUARD.ME</u>	<u>BRITISH COLUMBIA MSP (MEDICAL SERVICES PLAN)</u>
HOW DO I REGISTER?	Your child's registration is already complete.	Send us your child's study permit after you arrive in Canada so we can complete their registration.
WHAT'S COVERED?	Emergency and general medical care.	Emergency and general medical care. No prescriptions, dental, or travel
HOW DOES IT WORK?	For most services, you need to pay first and apply for reimbursement.	Bring your child's MSP number and ID to any doctor's appointment at a walk-in clinic or hospital. MSP will pay directly
HOW DO I GET MY CARD?	We will email you your child's Guard.me card after you notify our office you have arrived in Canada.	MSP will mail the card to your home address in Canada.

Q: CAN WE TRAVEL TO THE USA FOR A VACATION?

A: If you are a citizen of a country eligible for the Visa Waiver Program, you may enter the USA without a visa for a short trip. If your country is not listed on the visa waiver program, you may need to apply for a visa before visiting the USA. If your child will miss school, be sure to notify their teacher before you leave!